



GBU8A THRU GBU8M

GLASS PASSIVATED SINGLE-PHASE BRIDGE RECTIFIER

VOLTAGE 50 to 1000 Volts **CURRENT** 8.0 Amperes

GBU

Unit : inch (mm)

FEATURES

- Plastic material used carries Underwriters Laboratory recognition 94V-0
- Low leakage
- Surge overload rating-- 30 amperes peak
- Ideal for printed circuit board
- Exceeds environmental standards of MIL-S-19500/228
- Lead free in comply with EU RoHS 2011/65/EU directives
- Green molding compound as per IEC61249 Std. . (Halogen Free)

MECHANICAL DATA

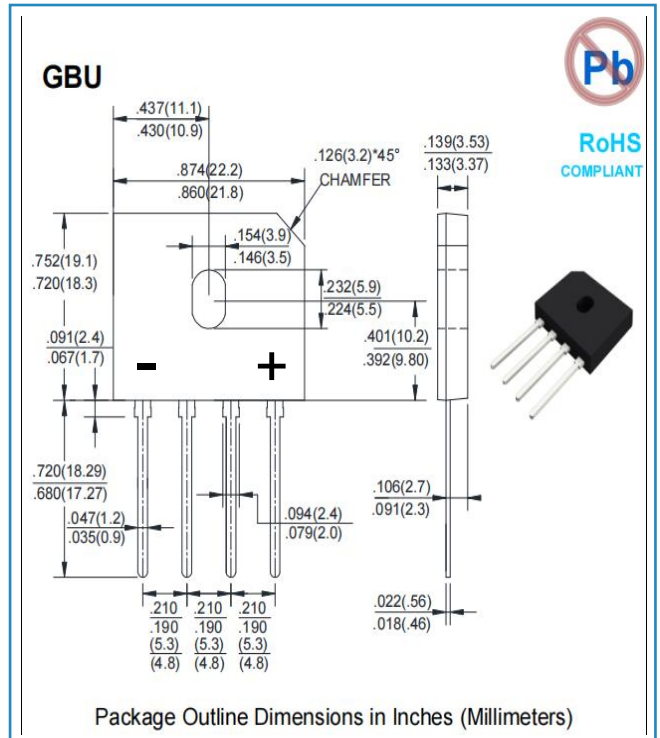
Case: Reliable low cost construction utilizing molded plastic technique results in inexpensive product

Terminals: Lead solderable per MIL-STD-750, Method 2026

Polarity: Polarity symbols molded or marking on body

Mounting Position: Any

Weight: 0.02 ounce, 0.4 gram



MAXIMUM RATINGS AND ELECTRICAL CHARACTERISTICS

Maximum Ratings & Electrical Characteristics Ratings at 25°C ambient temperature unless otherwise specified

	SYMBOL	GBU 8A	GBU 8B	GBU 8D	GBU 8G	GBU 8J	GBU 8K	GBU 8M	UNITS
最大可重复峰值反向电压 Maximum recurrent peak reverse voltage	VRRM	50	100	200	400	600	800	1000	Volts
最大均方根电压 Maximum rms input voltage	VRMS	35	70	140	280	420	560	700	Volts
最大直流阻断电压 Maximum dc blocking voltage	VDC	50	100	200	400	600	800	1000	Volts
最大正向平均整流电流 Maximum average forward output rectified	I(AV)	8.0							Amps
正向峰值浪涌电流 8.3ms 单一正弦半波 Peak forward surge current 8.3ms single half sine-wave	IFSM	200							Amps
最大正向电压降 Maximum forward voltage	VF	1.05							Volts
最大反向漏电流 Maximum reverse current	IR	5.0 500							μ A
工作温度和存储温度 Operating and storage temperature range	TJ, TSTG	-55 to + 150							°C



GBU8A THRU GBU8M

RATING AND CHARACTERISTIC CURVES

FIG.1-DERATING CURVE FOR OUTPUT RECTIFIED CURRENT

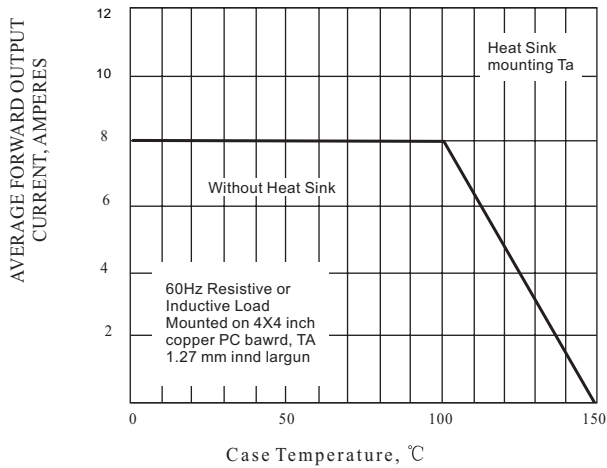


FIG.2-MAXIMUM NON-REPETITIVE PEAK FORWARD SURGE CURRENT

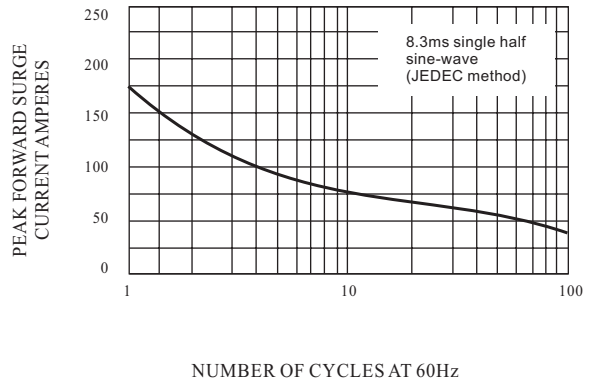


FIG. 3 - TYPICAL INSTANTANEOUS FORWARD CHARACTERISTICS

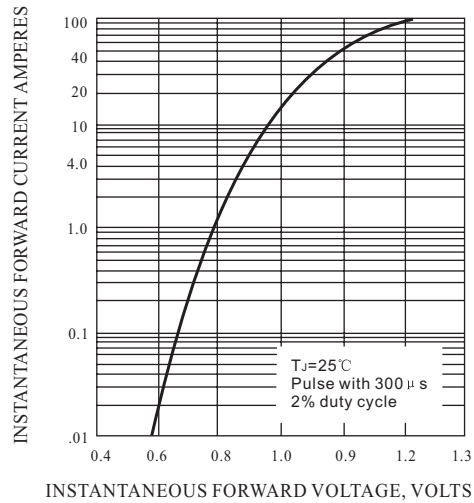


FIG. 4 - TYPICAL REVERSE CHARACTERISTICS

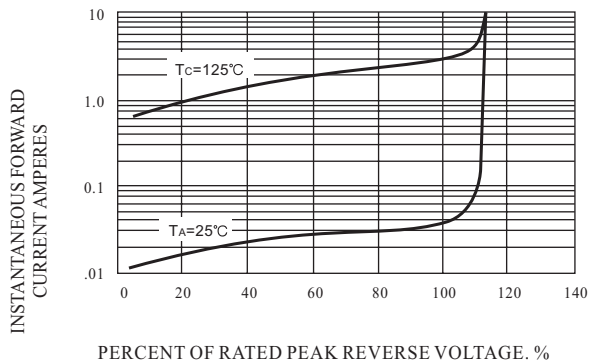


FIG. 5 TYPICAL JUNCTION CAPACITANCE

